



International Youth Exchange Statistics

Short-Term Programs 2005-2006 Cycle

Prepared by:
Vanessa Chang
CSIET
212 South Henry Street
Alexandria, Virginia 22314
www.csiet.org





Introduction

The Council on Standards for International Educational Travel (CSIET) annually evaluates U.S.-based youth exchange programs to ensure compliance with CSIET Standards, so that students, families, and schools can identify reputable exchange organizations.

CSIET collects student numbers from exchange organizations voluntarily applying for listing in the *Advisory List*. This report provides international youth exchange statistics from the 2005-2006 academic cycle.

The first part of this report provides data tables for each category of exchange activity. The second half includes graphics to provide a comparative perspective.

Please note that since not all U.S.-based exchange organizations apply for CSIET listing, the statistics in this document do not include every existing U.S. Exchange Organization. However, they do reflect the vast majority of the field.

Additionally, the accuracy of the data collected relies on the data as presented by applicant youth programs and is not externally verified by CSIET.





Terminology

Since the statistics in this document were based on exchanges conducted by U.S.-based exchange programs, “**Inbound**” is used to describe a program that brings students *into the* United States.

Likewise, “**Outbound**” is used to describe a program that sends American students *out of* the United States.



Data Tables

United States

- U.S. States
 - Totals
 - Rankings
 - 3-Year Comparisons
- U.S. Geographic Divisions & Regions
 - Totals
 - 3-Year Comparisons

International

- Countries
 - Totals
 - Rankings
 - 3-Year Comparisons
- World Regions
 - Totals
 - 3-Year Comparisons

State Totals

State	Short-Term Inbound	Short-Term Outbound
Alabama	0	4
Alaska	0	22
Arizona	44	70
Arkansas	0	2
California	1,822	579
Colorado	96	100
Connecticut	0	76
Delaware	0	5
District of Columbia	44	61
Florida	78	70
Georgia	35	30
Hawaii	0	17
Idaho	32	12
Illinois	133	145
Indiana	48	86
Iowa	0	16
Kansas	64	30
Kentucky	28	16
Louisiana	41	5
Maine	58	35
Maryland	0	69
Massachusetts	28	127
Michigan	412	125
Minnesota	33	72
Mississippi	0	1
Missouri	28	44
Montana	33	20

State	Short-Term Inbound	Short-Term Outbound
Missouri	28	44
Montana	33	20
Nebraska	17	7
Nevada	0	12
New Hampshire	25	11
New Jersey	26	131
New Mexico	16	38
New York	157	269
North Carolina	59	51
North Dakota	0	10
Ohio	322	187
Oklahoma	3	9
Oregon	735	62
Pennsylvania	244	133
Rhode Island	0	11
South Carolina	35	9
South Dakota	17	1
Tennessee	28	50
Texas	54	190
Utah	54	40
Vermont	13	34
Virginia	120	69
Washington	527	159
West Virginia	1	6
Wisconsin	98	53
Wyoming	0	18
Totals	5,608	3,399



U.S. State Ranking: By Number of Exchange Students Hosted

Rank	State	Short-Term Inbound
1	California	1,822
2	Oregon	735
3	Washington	527
4	Michigan	412
5	Ohio	322
6	Pennsylvania	244
7	New York	157
8	Illinois	133
9	Virginia	120
10	Wisconsin	98
11	Colorado	96
12	Florida	78
13	Kansas	64
14	North Carolina	59
15	Maine	58
16	Texas	54
16	Utah	54
18	Indiana	48
19	Arizona	44
19	District of Columbia	44
21	Louisiana	41
22	Georgia	35
22	South Carolina	35
24	Minnesota	33
24	Montana	33
26	Idaho	32

Rank	State	Short-Term Inbound
27	Missouri	28
27	Kentucky	28
27	Tennessee	28
27	Massachusetts	28
31	New Jersey	26
32	New Hampshire	25
33	Nebraska	17
33	South Dakota	17
35	New Mexico	16
36	Vermont	13
37	Oklahoma	3
38	West Virginia	1
39	Iowa	0
39	Arkansas	0
39	Alabama	0
39	Maryland	0
39	Mississippi	0
39	Nevada	0
39	Alaska	0
39	Connecticut	0
39	North Dakota	0
39	Wyoming	0
39	Delaware	0
39	Hawaii	0
39	Rhode Island	0
U.S. State Totals		5,608

U.S. State Ranking: By Number of Students Sent Abroad

Rank	State	Short-Term Outbound
1	California	579
2	New York	269
3	Texas	190
4	Ohio	187
5	Washington	159
6	Illinois	145
7	Pennsylvania	133
8	New Jersey	131
9	Massachusetts	127
10	Michigan	125
11	Colorado	100
12	Indiana	86
13	Connecticut	76
14	Minnesota	72
15	Florida	70
15	Arizona	70
17	Virginia	69
17	Maryland	69
19	Oregon	62
20	District of Columbia	61
21	Wisconsin	53
22	North Carolina	51
23	Tennessee	50
24	Missouri	44
24	Utah	40
26	New Mexico	38

Rank	State	Short-Term Outbound
27	Maine	35
28	Vermont	34
29	Kansas	30
29	Georgia	30
31	Alaska	22
32	Montana	20
33	Wyoming	18
34	Hawaii	17
35	Iowa	16
35	Kentucky	16
37	Idaho	12
37	Nevada	12
39	New Hampshire	11
39	Rhode Island	11
41	North Dakota	10
42	Oklahoma	9
42	South Carolina	9
44	Nebraska	7
45	West Virginia	6
46	Louisiana	5
46	Delaware	5
48	Alabama	4
49	Arkansas	2
50	South Dakota	1
50	Mississippi	1
U.S. State Totals		3,399

3-Year Comparison: U.S. States Hosting Students

State	Short-Term Students Inbound		
	2003-04	2004-05	2005-06
Alabama	2	0	0
Alaska	51	13	0
Arizona	13	50	44
Arkansas	25	1	0
California	1,694	2,597	1,822
Colorado	99	85	96
Connecticut	20	1	0
Deleware	0	3	0
District of Columbia	74	40	44
Florida	106	190	78
Georgia	45	33	35
Hawaii	0	0	0
Idaho	32	23	32
Illinois	40	89	133
Indiana	68	79	48
Iowa	10	18	0
Kansas	60	68	64
Kentucky	37	28	28
Louisiana	30	55	41
Maine	52	41	58
Maryland	60	23	0
Massachusetts	66	92	28
Michigan	272	303	412
Minnesota	45	58	33
Mississippi	7	0	0

State	Short-Term Students Inbound		
	2003-04	2004-05	2005-06
Missouri	22	21	28
Montana	46	41	33
Nebraska	17	29	17
Nevada	58	1	0
New Hampshire	20	10	25
New Jersey	25	34	26
New Mexico	13	19	16
New York	184	68	157
North Carolina	79	109	59
North Dakota	0	0	0
Ohio	346	289	322
Oklahoma	29	61	3
Oregon	775	869	735
Pennsylvania	282	277	244
Rhode Island	0	20	0
South Carolina	21	10	35
South Dakota	25	16	17
Tennessee	53	38	28
Texas	82	43	54
Utah	149	135	54
Vermont	39	17	13
Virginia	88	124	120
Washington	698	570	527
West Virginia	0	3	1
Wisconsin	190	136	98
Wyoming	14	14	0
Totals	6,163	6,844	5,608

3-Year Comparison: U.S. States Sending Students Abroad

State	Short-Term Students Outbound		
	2003-04	2004-05	2005-06
Alabama	6	4	4
Alaska	50	25	22
Arizona	37	73	70
Arkansas	6	6	2
California	358	536	579
Colorado	128	76	100
Connecticut	46	54	76
Deleware	6	6	5
District of Columbia	43	70	61
Florida	25	45	70
Georgia	17	22	30
Hawaii	9	4	17
Idaho	6	14	12
Illinois	114	126	145
Indiana	38	54	86
Iowa	26	10	16
Kansas	60	48	30
Kentucky	23	14	16
Louisiana	15	6	5
Maine	27	27	35
Maryland	96	60	69
Massachusetts	124	137	127
Michigan	60	80	125
Minnesota	66	59	72
Mississippi	6	11	1

State	Short-Term Students Outbound		
	2003-04	2004-05	2005-06
Missouri	38	16	44
Montana	34	37	20
Nebraska	17	15	7
Nevada	20	4	12
New Hampshire	6	25	11
New Jersey	63	134	131
New Mexico	45	42	38
New York	168	174	269
North Carolina	107	64	51
North Dakota	14	2	10
Ohio	154	145	187
Oklahoma	4	4	9
Oregon	54	58	62
Pennsylvania	169	149	133
Rhode Island	2	10	11
South Carolina	26	1	9
South Dakota	13	4	1
Tennessee	60	46	50
Texas	140	150	190
Utah	26	30	40
Vermont	51	37	34
Virginia	64	73	69
Washington	65	91	159
West Virginia	5	9	6
Wisconsin	61	33	53
Wyoming	1	2	18
Totals	2,799	3,111	3,399

U.S. Divisions & Regions



U.S. Region/Division Totals

Region	Division	Short-Term Inbound	Short-Term Outbound
West	Mountain	275	310
	Pacific	3,084	839
West Subtotal		3,359	1,149
South	East South Central	56	71
	South Atlantic	372	370
	West South Central	98	206
South Subtotal		526	647
Northeast	Middle Atlantic	427	533
	New England	124	294
Northeast Subtotal		551	827
Midwest	East North Central	1,013	596
	West North Central	159	180
Midwest Subtotal		1,172	776
Total		5,608	3,399

3-Year Comparison: U.S. Regions/Divisions Hosting Students

Region	Division	2003-04	2004-05	2005-06
Midwest	East North Central	916	896	1,013
	West North Central	179	210	159
Midwest Subtotal		1,095	1,106	1,172
Northeast	Middle Atlantic	491	379	427
	New England	197	181	124
Northeast Subtotal		688	560	551
South	East South Central	99	66	56
	South Atlantic	473	535	372
	West South Central	166	160	98
South Subtotal		738	761	526
West	Mountain	424	368	275
	Pacific	3,218	4,049	3,084
West Subtotal		3,642	4,417	3,359
Totals		6,163	6,844	5,608

3-Year Comparison:

U.S. Regions/Divisions Sending Students Abroad

Region	Division	2003-04	2004-05	2005-06
Midwest	East North Central	427	438	596
	West North Central	234	154	180
Midwest Subtotal		661	592	776
Northeast	Middle Atlantic	400	457	533
	New England	256	290	294
Northeast Subtotal		656	747	827
South	East South Central	95	75	71
	South Atlantic	389	350	370
	West South Central	165	166	206
South Subtotal		649	591	647
West	Mountain	297	278	310
	Pacific	536	714	839
West Subtotal		833	992	1,149
Totals		2,799	3,111	3,399

All Other Countries



** Due to minor inconsistencies in program reporting, country data totals do not match U.S. state data totals in all cases.*

Country Totals

Country	Short-Term Inbound	Short-Term Outbound
Afghanistan	0	0
Albania	0	0
Algeria	0	0
Argentina	1	64
Armenia	0	0
Australia	3	58
Austria	41	9
Azerbaijan	0	0
Bangladesh	0	0
Belarus	0	0
Belgium	7	0
Bhutan	0	0
Bolivia	0	0
Bosnia and Herzegovina	0	0
Botswana	0	0
Brazil	55	46
Bulgaria	0	0
Cambodia	0	0
Canada	30	6
Chile	12	19
China	598	23
Colombia	3	0
Costa Rica	1	220
Croatia	1	0
Czech Republic	8	7
Denmark	25	40
Dominican Republic	2	56
Ecuador	3	24
Egypt	1	2
El Salvador	1	0

Country	Short-Term Inbound	Short-Term Outbound
Estonia	0	0
Finland	16	43
France	560	343
Georgia	0	0
Germany	78	59
Ghana	0	30
Greece	1	33
Guatemala	6	4
Haiti	3	0
Honduras	0	109
Hungary	1	12
Iceland	1	0
India	5	6
Indonesia	1	0
Iraq	0	0
Ireland	0	15
Israel	1	0
Italy	62	267
Japan	3,020	815
Jordan	6	17
Kazakhstan	11	13
Kenya	0	0
Kuwait	13	0
Kyrgyzstan	0	0
Latvia	3	11
Lebanon	8	5
Lithuania	1	0
Luxembourg	0	0
Macedonia	0	0
Malawi	0	0

Country Totals, continued

Country	Short-Term Inbound	Short-Term Outbound
Malaysia	0	0
Mexico	7	174
Moldova	0	0
Monaco	1	0
Mongolia	0	0
Morocco	0	0
Nepal	0	0
Netherlands	0	11
New Zealand	0	18
Nicaragua	0	109
Norway	19	24
Oman	0	0
Pakistan	5	0
Palestine	0	0
Panama	0	118
Paraguay	0	89
Peru	0	13
Philippines	0	5
Poland	1	3
Portugal	1	0
Qatar	0	0
Romania	0	0
Russia	58	33
Rwanda	0	0
Saudi Arabia	0	0
Serbia and Montenegro	0	0
Sierra Leone	0	0
Singapore	1	0
Slovakia	3	0
Slovenia	0	0

Country	Short-Term Inbound	Short-Term Outbound
Somalia	0	0
South Africa	1	1
South Korea	65	1
Spain	823	309
Sri Lanka	0	0
Sudan	0	0
Sweden	22	42
Switzerland	18	2
Syria	14	0
Taiwan	29	3
Tajikistan	0	0
Thailand	3	13
Tunisia	26	16
Turkey	38	10
Turkmenistan	0	0
Ukraine	23	0
United Kingdom	4	14
Uruguay	0	1
Uzbekistan	11	11
Venezuela	10	1
Vietnam	0	0
West Bank, Gaza	0	0
Yemen	0	0
Zambia	0	0
Zimbabwe	0	0
Totals	5,772	3,377

Country Ranking: By Number of Students Hosted

Rank	Country	Short-Term Inbound
1	Japan	3,020
2	Spain	823
3	China	598
4	France	560
5	Germany	78
6	South Korea	65
7	Italy	62
8	Russia	58
9	Brazil	55
10	Austria	41
11	Turkey	38
12	Canada	30
13	Taiwan	29
14	Tunisia	26
15	Denmark	25
16	Ukraine	23
17	Sweden	22
18	Norway	19
19	Switzerland	18
20	Finland	16
21	Syria	14
22	Kuwait	13
23	Chile	12
24	Kazakhstan	11
24	Uzbekistan	11
26	Venezuela	10
27	Czech Republic	8
27	Lebanon	8
29	Belgium	7
29	Mexico	7

Rank	Country	Short-Term Inbound
31	Guatemala	6
31	Jordan	6
33	India	5
33	Pakistan	5
35	United Kingdom	4
36	Australia	3
36	Colombia	3
36	Ecuador	3
36	Haiti	3
36	Latvia	3
36	Slovakia	3
36	Thailand	3
43	Dominican Republic	2
44	Argentina	1
44	Costa Rica	1
44	Croatia	1
44	Egypt	1
44	El Salvador	1
44	Greece	1
44	Hungary	1
44	Iceland	1
44	Indonesia	1
44	Israel	1
44	Lithuania	1
44	Monaco	1
44	Poland	1
44	Portugal	1
44	Singapore	1
44	South Africa	1
60	Afghanistan	0

Country Ranking: By Number of Students Hosted, continued

Rank	Country	Short-Term Inbound
60	Albania	0
60	Algeria	0
60	Armenia	0
60	Azerbaijan	0
60	Bangladesh	0
60	Belarus	0
60	Bhutan	0
60	Bolivia	0
60	Bosnia and Herzegovina	0
60	Botswana	0
60	Bulgaria	0
60	Cambodia	0
60	Estonia	0
60	Georgia	0
60	Ghana	0
60	Honduras	0
60	Iraq	0
60	Ireland	0
60	Kenya	0
60	Kyrgyzstan	0
60	Luxembourg	0
60	Macedonia	0
60	Malawi	0
60	Malaysia	0
60	Moldova	0
60	Mongolia	0
60	Morocco	0
60	Nepal	0
60	Netherlands	0
60	New Zealand	0

Rank	Country	Short-Term Inbound
60	Nicaragua	0
60	Oman	0
60	Palestine	0
60	Panama	0
60	Paraguay	0
60	Peru	0
60	Philippines	0
60	Qatar	0
60	Romania	0
60	Rwanda	0
60	Saudi Arabia	0
60	Serbia and Montenegro	0
60	Sierra Leone	0
60	Slovenia	0
60	Somalia	0
60	Sri Lanka	0
60	Sudan	0
60	Tajikistan	0
60	Turkmenistan	0
60	Uruguay	0
60	Vietnam	0
60	West Bank, Gaza	0
60	Yemen	0
60	Zambia	0
60	Zimbabwe	0
	Totals	5,772

Country Ranking: By Number of Students Sent Abroad

Rank	Country	Short-Term Outbound
1	Japan	815
2	France	343
3	Spain	309
4	Italy	267
5	Costa Rica	220
6	Mexico	174
7	Panama	118
8	Honduras	109
8	Nicaragua	109
10	Paraguay	89
11	Argentina	64
12	Germany	59
13	Australia	58
14	Dominican Republic	56
15	Brazil	46
16	Finland	43
17	Sweden	42
18	Denmark	40
19	Greece	33
19	Russia	33
21	Ghana	30
22	Ecuador	24
22	Norway	24
24	China	23
25	Chile	19
26	New Zealand	18
27	Jordan	17
28	Tunisia	16
29	Ireland	15
30	United Kingdom	14

Rank	Country	Short-Term Outbound
31	Kazakhstan	13
31	Peru	13
31	Thailand	13
34	Hungary	12
35	Latvia	11
35	Netherlands	11
35	Uzbekistan	11
38	Turkey	10
39	Austria	9
40	Czech Republic	7
41	Canada	6
41	India	6
43	Lebanon	5
43	Philippines	5
45	Guatemala	4
46	Poland	3
46	Taiwan	3
48	Egypt	2
48	Switzerland	2
50	South Korea	1
50	South Africa	1
50	Uruguay	1
50	Venezuela	1
54	Afghanistan	0
54	Albania	0
54	Algeria	0
54	Armenia	0
54	Azerbaijan	0
54	Bangladesh	0
54	Belarus	0

Country Ranking: By Number of Students Sent Abroad, continued

Rank	Country	Short-Term Outbound
54	Belgium	0
54	Bhutan	0
54	Bolivia	0
54	Bosnia and Herzegovina	0
54	Botswana	0
54	Bulgaria	0
54	Cambodia	0
54	Colombia	0
54	Croatia	0
54	El Salvador	0
54	Estonia	0
54	Georgia	0
54	Haiti	0
54	Iceland	0
54	Indonesia	0
54	Iraq	0
54	Israel	0
54	Kenya	0
54	Kuwait	0
54	Kyrgyzstan	0
54	Lithuania	0
54	Luxembourg	0
54	Macedonia	0
54	Malawi	0
54	Malaysia	0
54	Moldova	0
54	Monaco	0
54	Mongolia	0
54	Morocco	0
54	Nepal	0

Rank	Country	Short-Term Outbound
54	Oman	0
54	Pakistan	0
54	Palestine	0
54	Portugal	0
54	Qatar	0
54	Romania	0
54	Rwanda	0
54	Saudi Arabia	0
54	Serbia and Montenegro	0
54	Sierra Leone	0
54	Singapore	0
54	Slovakia	0
54	Slovenia	0
54	Somalia	0
54	Sri Lanka	0
54	Sudan	0
54	Syria	0
54	Tajikistan	0
54	Turkmenistan	0
54	Ukraine	0
54	Vietnam	0
54	West Bank, Gaza	0
54	Yemen	0
54	Zambia	0
54	Zimbabwe	0
	Totals	3,377

3-Year Comparison: Countries Sending Students to U.S.

Country	Short-Term Students Inbound		
	2003-04	2004-05	2005-06
Afghanistan	0	0	0
Albania	0	0	0
Algeria	0	0	0
Argentina	0	2	1
Armenia	47	0	0
Australia	0	4	3
Austria	1	7	41
Azerbaijan	0	0	0
Bahamas	0	0	0
Bangladesh	0	0	0
Belarus	0	0	0
Belgium	14	8	7
Bhutan	0	0	0
Bolivia	2	0	0
Bosnia & Herzegovina	0	0	0
Botswana	0	0	0
Brazil	50	62	55
Brunei	0	0	0
Bulgaria	0	1	0
Cambodia	0	0	0

Country	Short-Term Students Inbound		
	2003-04	2004-05	2005-06
Canada	8	39	30
Chile	30	22	12
China	210	657	598
Colombia	8	19	3
Costa Rica	0	10	1
Croatia	2	2	1
Cyprus	0	0	0
Czech Republic	6	8	8
Denmark	21	38	25
Dominican Republic	0	1	2
Ecuador	9	11	3
Egypt	1	0	1
El Salvador	0	10	1
Estonia	0	0	0
Fiji	0	0	0
Finland	4	11	16
France	580	526	560
Gabon	8	0	0
Gambia	0	0	0
Georgia	0	0	0

3-Year Comparison: Countries Sending Students to U.S., continued

Country	Short-Term Students Inbound		
	2003-04	2004-05	2005-06
Germany	180	202	78
Ghana	20	0	0
Greece	2	1	1
Guatemala	6	6	6
Haiti	3	1	3
Honduras	0	0	0
Hungary	0	4	1
Iceland	0	0	1
India	0	1	5
Indonesia	1	0	1
Iran	0	1	0
Iraq	0	0	0
Ireland	0	2	0
Israel	6	0	1
Italy	55	53	62
Japan	3,042	3,368	3,020
Jordan	9	0	6
Kazakhstan	30	90	11
Kenya	0	0	0
Kuwait	19	16	13

Country	Short-Term Students Inbound		
	2003-04	2004-05	2005-06
Kyrgyzstan	21	22	0
Latvia	0	6	3
Lebanon	1	0	8
Liechtenstein	0	0	0
Lithuania	0	0	1
Luxembourg	0	0	0
Macau	0	0	0
Macedonia	20	5	0
Malawi	0	0	0
Malaysia	0	0	0
Mali	0	0	0
Malta	0	0	0
Mexico	50	20	7
Moldova	0	0	0
Monaco	1	0	1
Mongolia	0	1	0
Morocco	0	0	0
Mozambique	0	0	0
Myanmar (form. Burma)	0	0	0
Namibia	0	0	0

3-Year Comparison: Countries Sending Students to U.S., continued

Country	Short-Term Students Inbound		
	2003-04	2004-05	2005-06
Nepal	0	0	0
Netherlands	2	1	0
New Zealand	1	0	0
Nicaragua	0	0	0
North Korea	2	0	0
Norway	24	19	19
Oman	0	0	0
Pakistan	3	1	5
Palestine	20	0	0
Panama	0	0	0
Paraguay	0	0	0
Peru	20	0	0
Philippines	2	0	0
Poland	0	2	1
Portugal	14	1	1
Qatar	0	0	0
Romania	0	0	0
Russia	196	101	58
Rwanda	0	0	0
Saudi Arabia	0	0	0

Country	Short-Term Students Inbound		
	2003-04	2004-05	2005-06
Senegal	0	0	0
Serbia & Montenegro	0	0	0
Sierra Leone	0	0	0
Singapore	0	1	1
Slovakia	10	2	3
Slovenia	0	0	0
Somalia	0	0	0
South Africa	1	0	1
South Korea	426	98	65
Spain	22	756	823
Sri Lanka	0	0	0
Sudan	0	0	0
Sweden	22	18	22
Switzerland	43	6	18
Syria	0	0	14
Taiwan	67	166	29
Tajikistan	2	0	0
Tanzania	0	0	0
Thailand	24	17	3
Tunisia	19	45	26

3-Year Comparison: Countries Sending Students to U.S., continued

Country	Short-Term Students Inbound		
	2003-04	2004-05	2005-06
Turkey	29	13	38
Turkmenistan	0	0	0
Ukraine	90	22	23
United Arab Emirates	1	0	0
United Kingdom	37	0	4
Uruguay	0	0	0
Uzbekistan	51	22	11
Venezuela	0	0	10
Vietnam	12	12	0
West Bank, Gaza	0	0	0
Yemen	0	0	0
Zambia	0	0	0
Zimbabwe	0	0	0
Totals	6,163	6,844	5,772

3-Year Comparison: Countries Hosting U.S. Students

Country	Short-Term Students Outbound		
	2003-04	2004-05	2005-06
Afghanistan	0	0	0
Albania	0	0	0
Algeria	0	0	0
Argentina	25	64	64
Armenia	47	0	0
Australia	35	58	58
Austria	0	16	9
Azerbaijan	0	0	0
Bahamas	0	0	0
Bangladesh	0	0	0
Belarus	0	0	0
Belgium	2	0	0
Bhutan	0	0	0
Bolivia	0	8	0
Bosnia & Herzegovina	0	0	0
Botswana	0	8	0
Brazil	60	63	46
Brunei	0	0	0
Bulgaria	0	0	0
Cambodia	0	0	0

Country	Short-Term Students Outbound		
	2003-04	2004-05	2005-06
Canada	12	21	6
Chile	0	25	19
China	0	26	23
Colombia	0	2	0
Costa Rica	146	236	220
Croatia	1	0	0
Cyprus	0	0	0
Czech Republic	0	7	7
Denmark	16	21	40
Dominican Republic	105	50	56
Ecuador	30	23	24
Egypt	2	1	2
El Salvador	0	0	0
Estonia	0	0	0
Fiji	0	0	0
Finland	24	34	43
France	263	394	343
Gabon	8	0	0
Gambia	0	0	0
Georgia	0	0	0

3-Year Comparison: Countries Hosting U.S. Students, continued

Country	Short-Term Students Outbound		
	2003-04	2004-05	2005-06
Germany	69	79	59
Ghana	0	30	30
Greece	5	39	33
Guatemala	1	4	4
Haiti	0	0	0
Honduras	110	140	109
Hungary	15	12	12
Iceland	0	2	0
India	0	1	6
Indonesia	0	0	0
Iran	0	0	0
Iraq	29	0	0
Ireland	0	30	15
Israel	0	0	0
Italy	96	275	267
Japan	346	363	815
Jordan	1	0	17
Kazakhstan	30	33	13
Kenya	0	0	0
Kuwait	0	0	0

Country	Short-Term Students Outbound		
	2003-04	2004-05	2005-06
Kyrgyzstan	20	22	0
Latvia	0	2	11
Lebanon	0	0	5
Liechtenstein	0	0	0
Lithuania	0	0	0
Luxembourg	0	0	0
Macau	0	0	0
Macedonia	0	0	0
Malawi	0	0	0
Malaysia	0	0	0
Mali	0	0	0
Malta	0	0	0
Mexico	50	204	174
Moldova	0	0	0
Monaco	0	0	0
Mongolia	0	0	0
Morocco	0	0	0
Mozambique	0	0	0
Myanmar (form. Burma)	0	0	0
Namibia	0	8	0

3-Year Comparison: Countries Hosting U.S. Students, continued

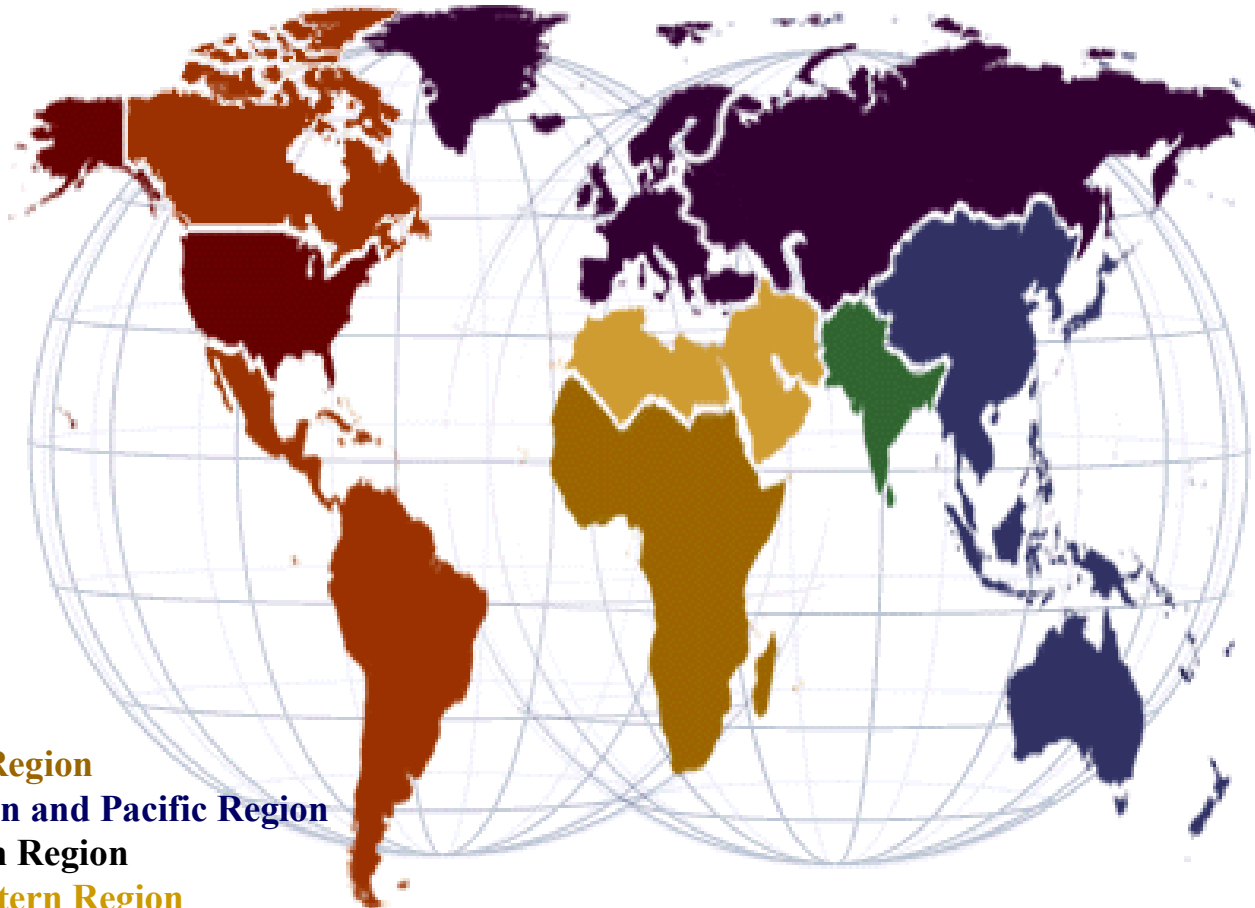
Country	Short-Term Students Outbound		
	2003-04	2004-05	2005-06
Nepal	0	0	0
Netherlands	18	11	11
New Zealand	20	20	18
Nicaragua	105	105	109
North Korea	0	0	0
Norway	7	16	24
Oman	0	0	0
Pakistan	0	0	0
Palestine	0	0	0
Panama	61	72	118
Paraguay	66	78	89
Peru	2	12	13
Philippines	2	12	5
Poland	0	3	3
Portugal	0	0	0
Qatar	0	0	0
Romania	0	0	0
Russia	154	131	33
Rwanda	0	0	0
Saudi Arabia	0	0	0

Country	Short-Term Students Outbound		
	2003-04	2004-05	2005-06
Senegal	0	0	0
Serbia & Montenegro	0	0	0
Sierra Leone	0	0	0
Singapore	0	0	0
Slovakia	0	0	0
Slovenia	0	0	0
Somalia	0	0	0
South Africa	0	10	1
Korea, South	1	1	1
Spain	20	196	309
Sri Lanka	0	0	0
Sudan	0	0	0
Sweden	20	35	42
Switzerland	3	1	2
Syria	0	0	0
Taiwan	0	4	3
Tajikistan	0	0	0
Tanzania	0	0	0
Thailand	8	24	13
Tunisia	0	0	16

3-Year Comparison: Countries Hosting U.S. Students, continued

Country	Short-Term Students Outbound		
	2003-04	2004-05	2005-06
Turkey	2	9	10
Turkmenistan	0	0	0
Ukraine	90	22	0
United Arab Emirates	0	0	0
United Kingdom	3	14	14
Uruguay	3	2	1
Uzbekistan	50	22	11
Venezuela	1	2	1
Vietnam	0	0	0
West Bank, Gaza	0	0	0
Yemen	0	0	0
Zambia	0	8	0
Zimbabwe	0	0	0
Totals	2,799	3,111	3,377

World Regions



African Region

East Asian and Pacific Region

European Region

Near Eastern Region

New Independent States of the Former USSR

South Asian Region

Western Hemisphere Region

World Region Totals

Region	Country	Short-Term Inbound	Short-Term Outbound	
African	Botswana	0	0	
	Ghana	0	30	
	Kenya	0	0	
	Malawi	0	0	
	Rwanda	0	0	
	Sierra Leone	0	0	
	Somalia	0	0	
	South Africa	1	1	
	Sudan	0	0	
	Zambia	0	0	
	Zimbabwe	0	0	
	Subtotal		1	31
	East Asian and Pacific	Australia	3	58
Cambodia		0	0	
China		598	23	
Indonesia		1	0	
Japan		3,020	815	
Malaysia		0	0	
Mongolia		0	0	
New Zealand		0	18	
Philippines		0	5	
Singapore		1	0	
South Korea		65	1	
Taiwan		29	3	
Thailand		3	13	
Vietnam		0	0	
Subtotal			3,720	936

Region	Country	Short-Term Inbound	Short-Term Outbound
European & Eurasian	Albania	0	0
	Armenia	0	0
	Austria	41	9
	Azerbaijan	0	0
	Belarus	0	0
	Belgium	7	0
	Bosnia and Herzegovina	0	0
	Bulgaria	0	0
	Croatia	1	0
	Czech Republic	8	7
	Denmark	25	40
	Estonia	0	0
	Finland	16	43
	France	560	343
	Georgia	0	0
	Germany	78	59
	Greece	1	33
	Hungary	1	12
	Iceland	1	0
	Ireland	0	15
	Italy	62	267
	Latvia	3	11
	Lithuania	1	0
	Luxembourg	0	0
Macedonia	0	0	
Moldova	0	0	
Monaco	1	0	

World Region Totals, continued

Region	Country	Short-Term Inbound	Short-Term Outbound
European & Eurasian	Netherlands	0	11
	Norway	19	24
	Poland	1	3
	Portugal	1	0
	Romania	0	0
	Russia	58	33
	Serbia and Montenegro	0	0
	Slovakia	3	0
	Slovenia	0	0
	Spain	823	309
	Sweden	22	42
	Switzerland	18	2
	Turkey	38	10
	Ukraine	23	0
United Kingdom	4	14	
Subtotal	1,816	1,287	
Near Eastern	Algeria	0	0
	Egypt	1	2
	Iraq	0	0
	Israel	1	0
	Jordan	6	17
	Kuwait	13	0
	Lebanon	8	5
	Morocco	0	0
	Oman	0	0
	Palestine	0	0
Qatar	0	0	

Region	Country	Short-Term Inbound	Short-Term Outbound
Near Eastern	Saudi Arabia	0	0
	Syria	14	0
	Tunisia	26	16
	West Bank, Gaza	0	0
	Yemen	0	0
	Subtotal	69	40
	South & Central Asian	Afghanistan	0
Bangladesh		0	0
Bhutan		0	0
India		5	6
Kazakhstan		11	13
Kyrgyzstan		0	0
Nepal		0	0
Pakistan		5	0
Sri Lanka		0	0
Tajikistan		0	0
Turkmenistan		0	0
Uzbekistan	11	11	
Subtotal	32	30	
Western Hemisphere	Argentina	1	64
	Bolivia	0	0
	Brazil	55	46
	Canada	30	6
	Chile	12	19
	Colombia	3	0
	Costa Rica	1	220
	Dominican Republic	2	56

World Region Totals, continued

Region	Country	Short-Term Inbound	Short-Term Outbound
Western Hemisphere	Ecuador	3	24
	El Salvador	1	0
	Guatemala	6	4
	Haiti	3	0
	Honduras	0	109
	Mexico	7	174
	Nicaragua	0	109
	Panama	0	118
	Paraguay	0	89
	Peru	0	13
	Uruguay	0	1
	Venezuela	10	1
	Subtotal		134
Total		5,772	3,377



Graphs

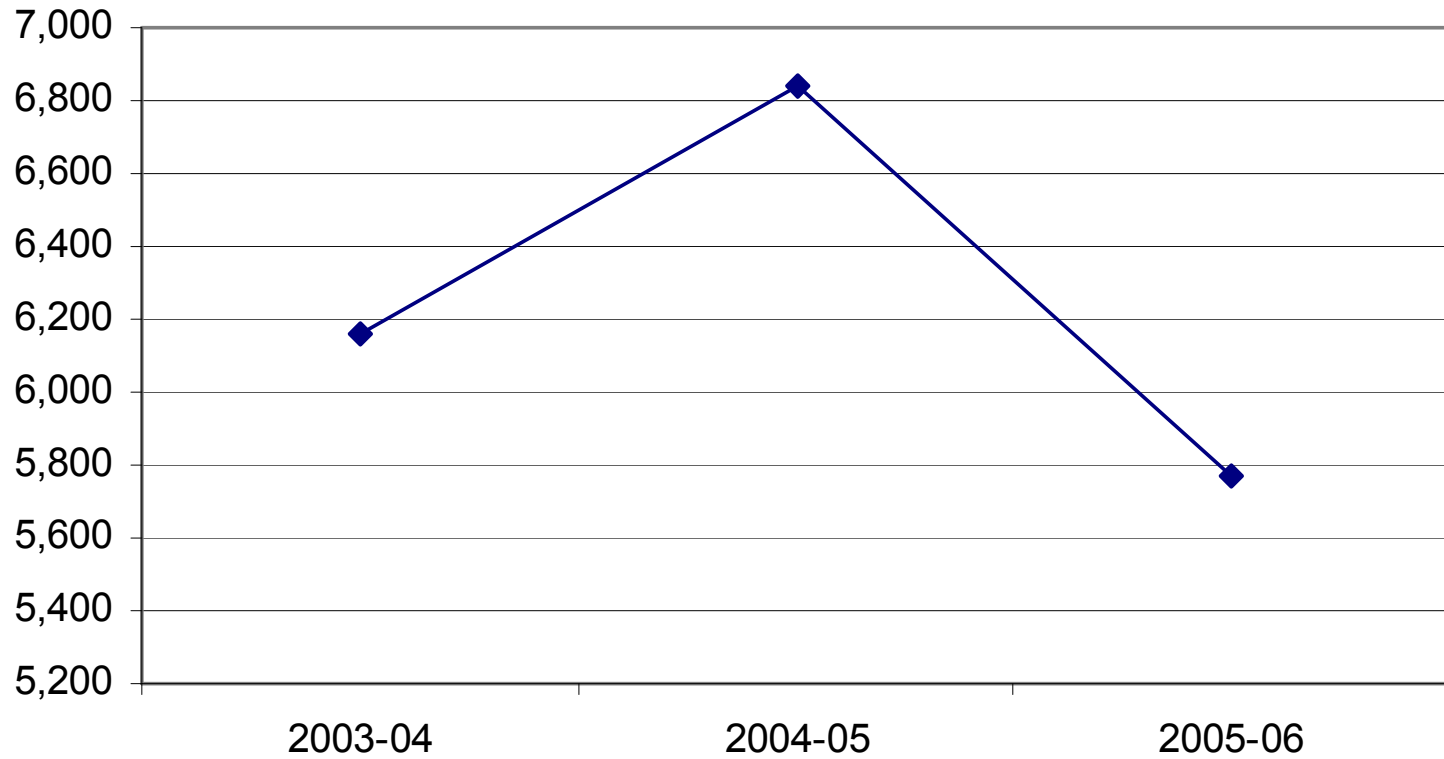
United States

- 3-Year Comparison of U.S. Totals
- Top 10 U.S. States
- U.S. Division Totals
- U.S. Region Totals
- 3-Year Comparison of U.S. Regions

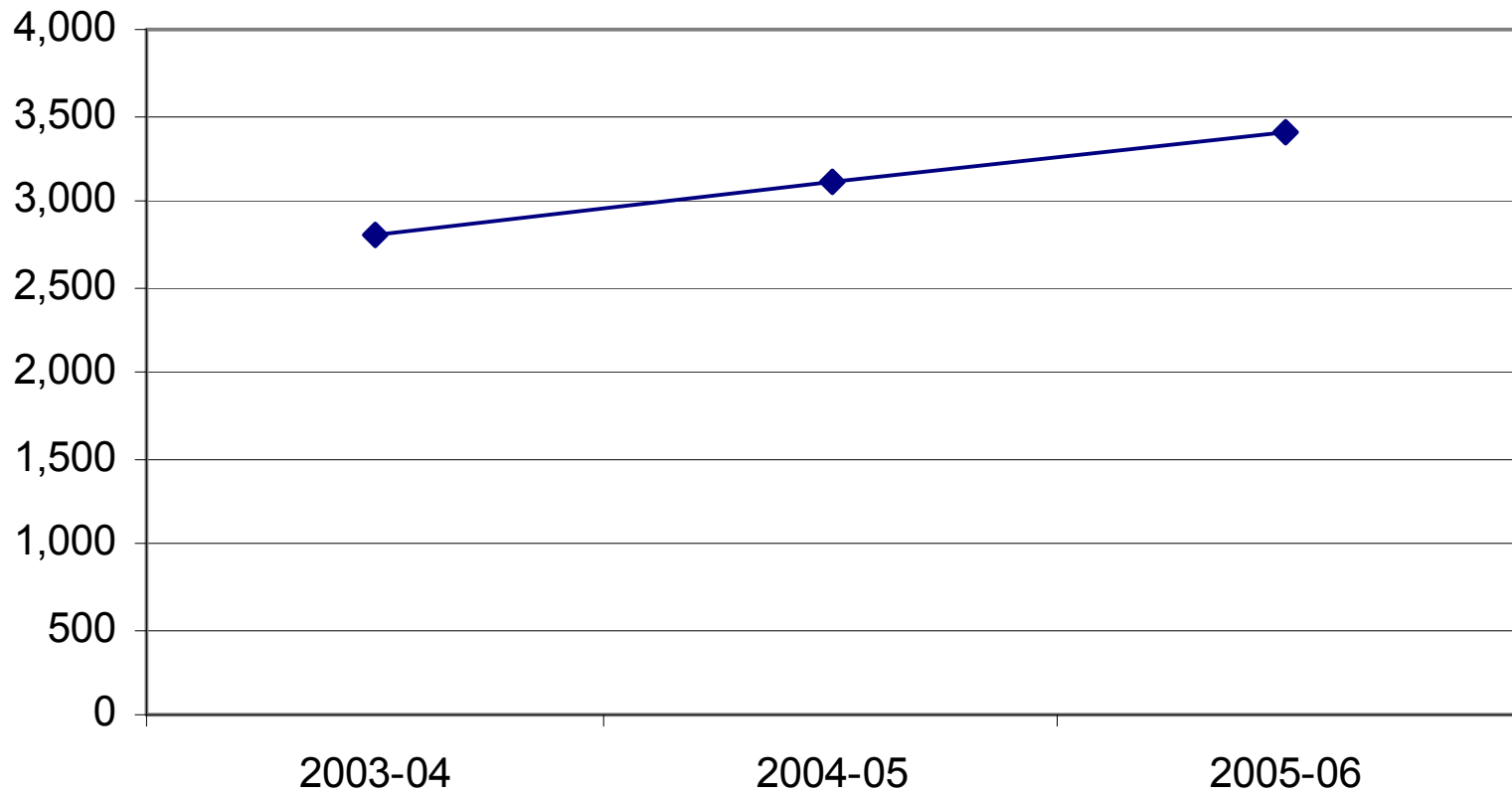
All Other Countries

- Top 10 Countries
- World Region Totals
- 3-Year Comparison of World Regions

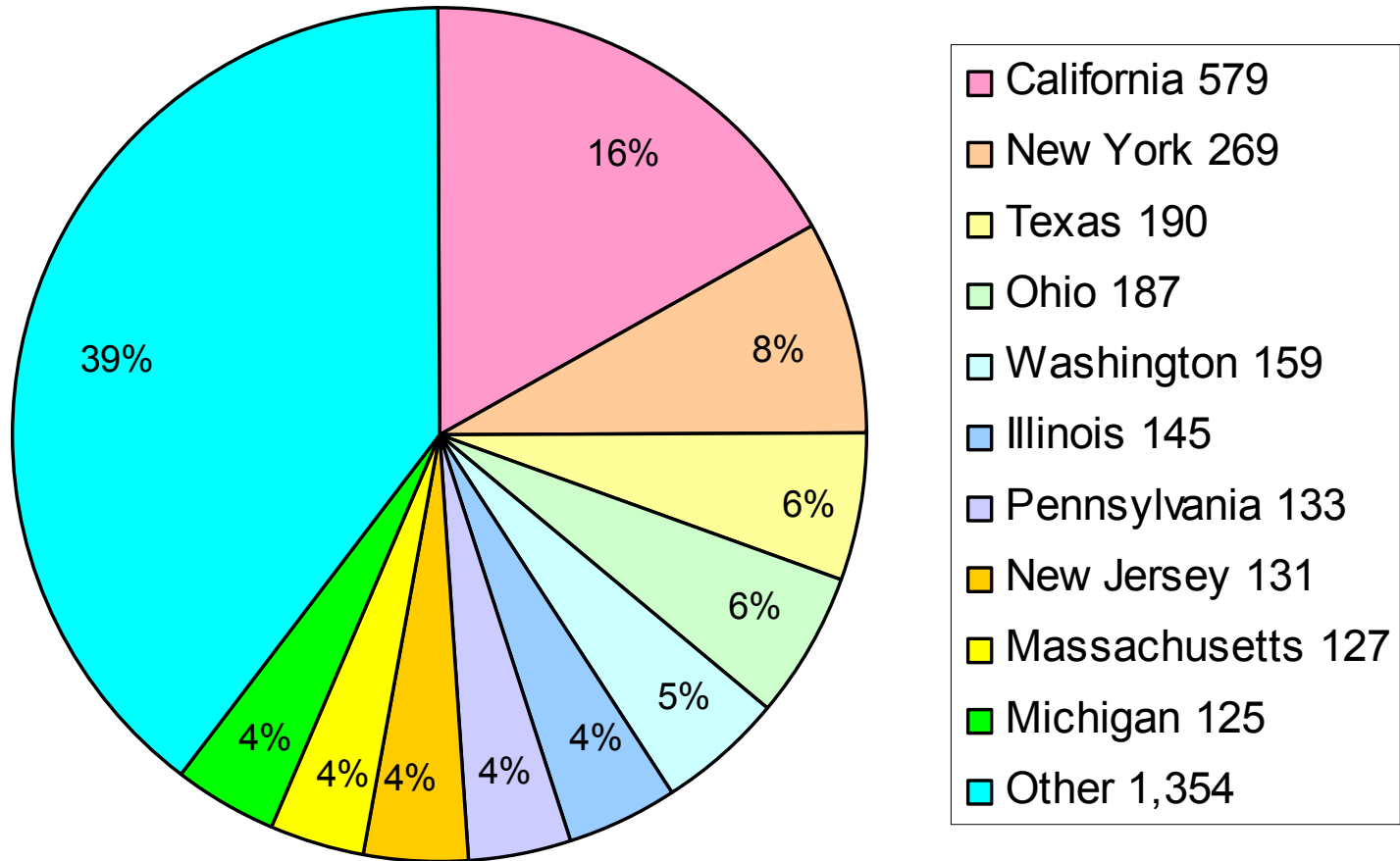
3-Year Comparison: Exchange Students Students Coming to U.S.



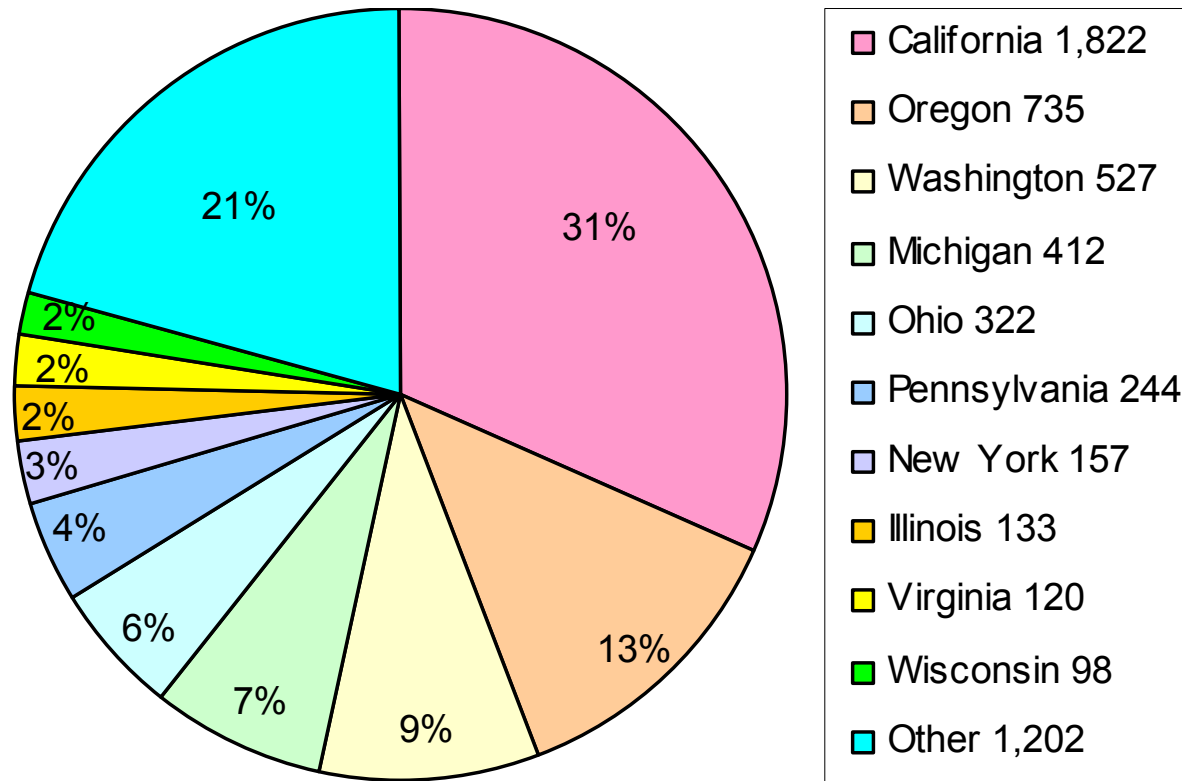
3-Year Comparison: U.S. Students on Exchange Abroad



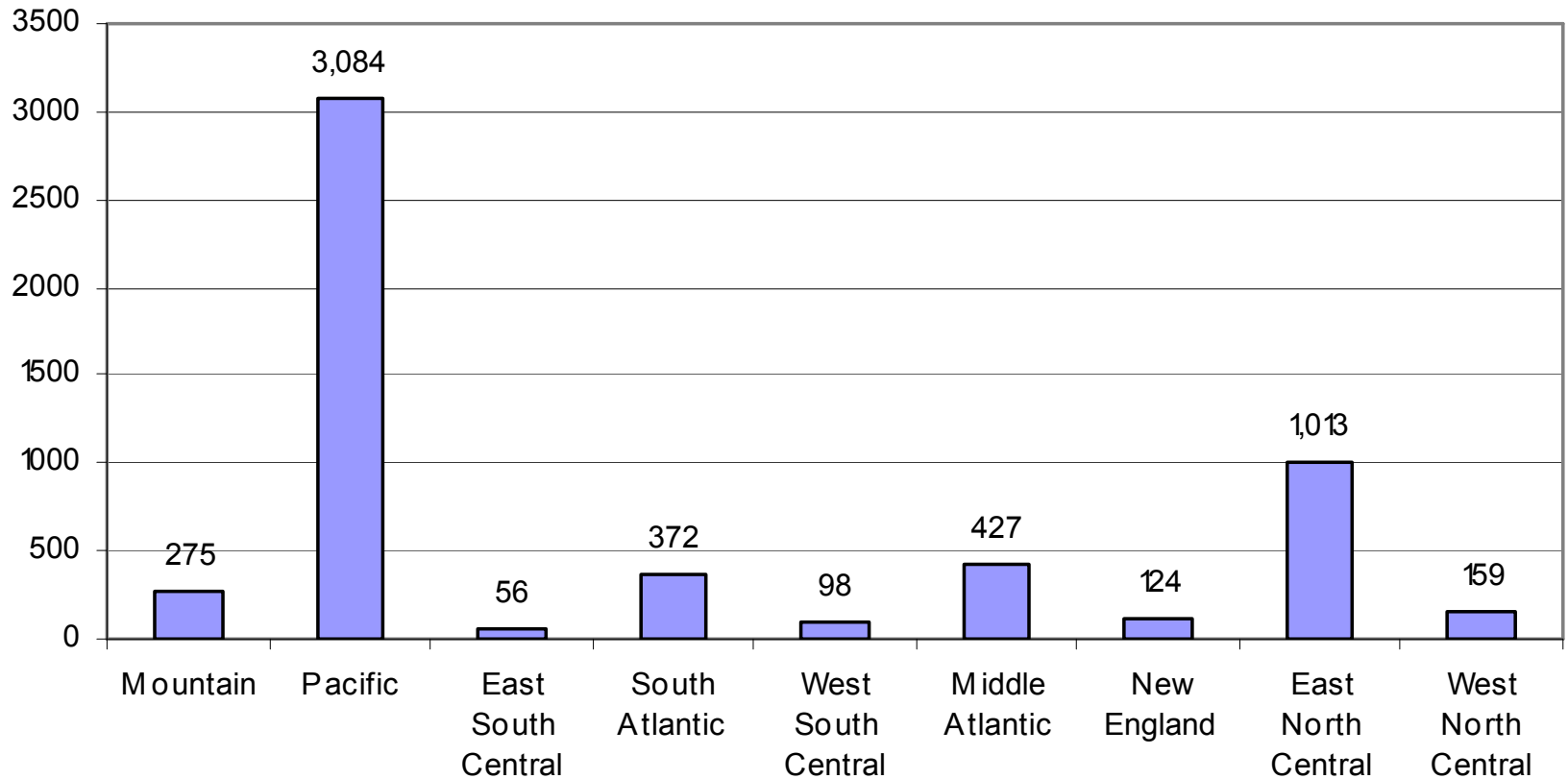
Top 10 U.S. States Sending Students Abroad



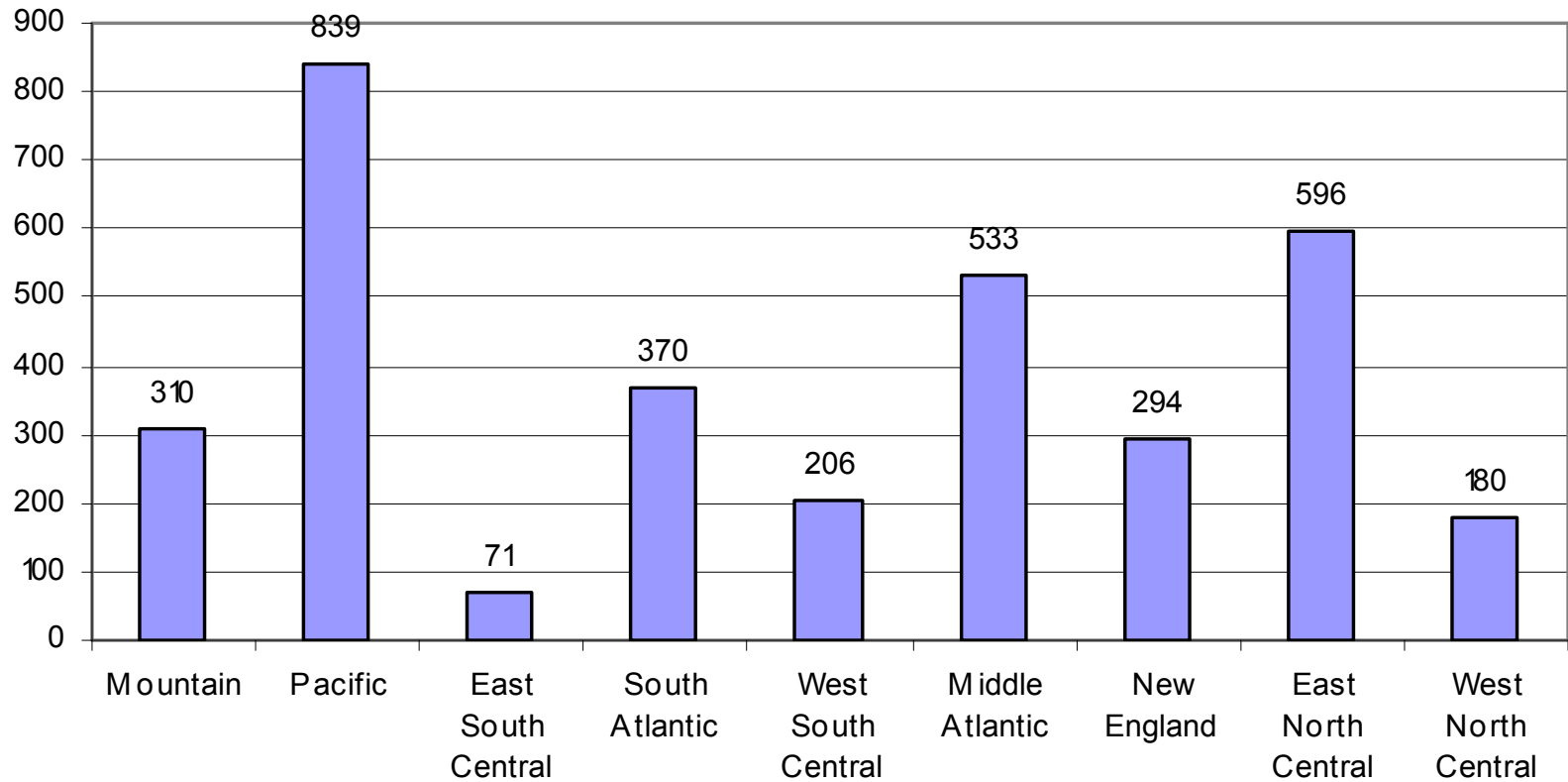
Top 10 U.S. Hosting States



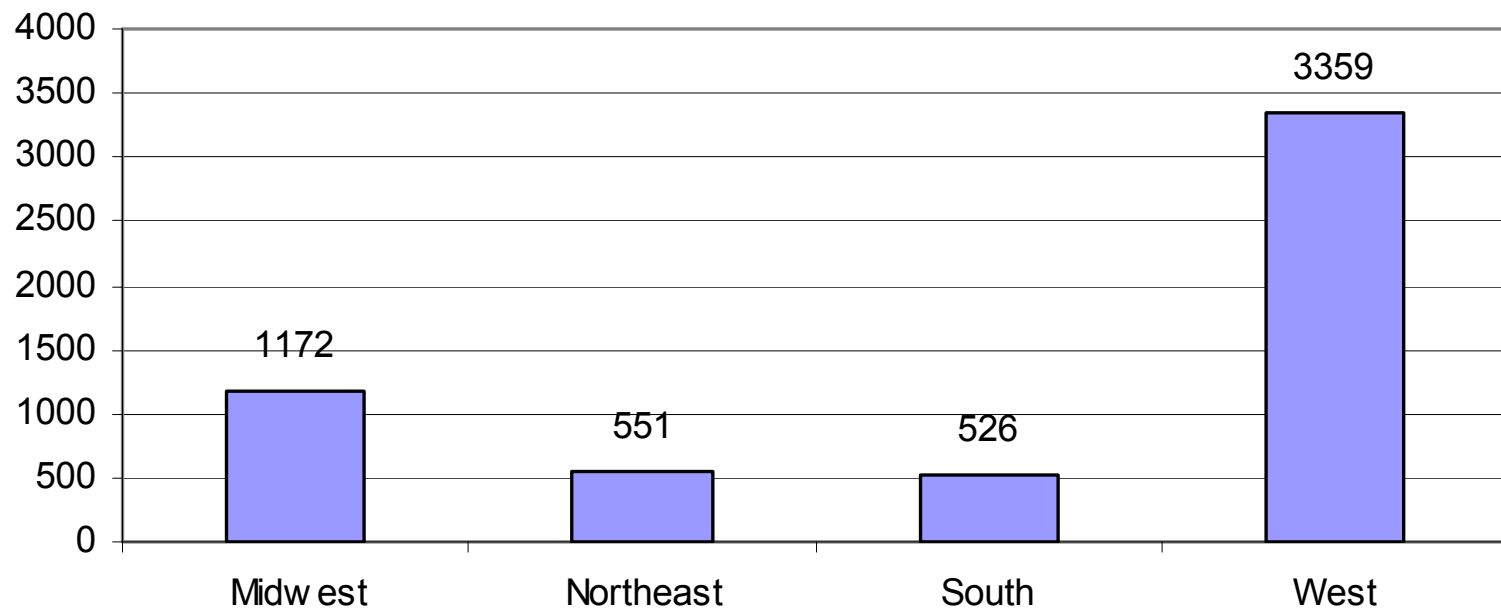
Hosting of Exchange Students by U.S. Divisions



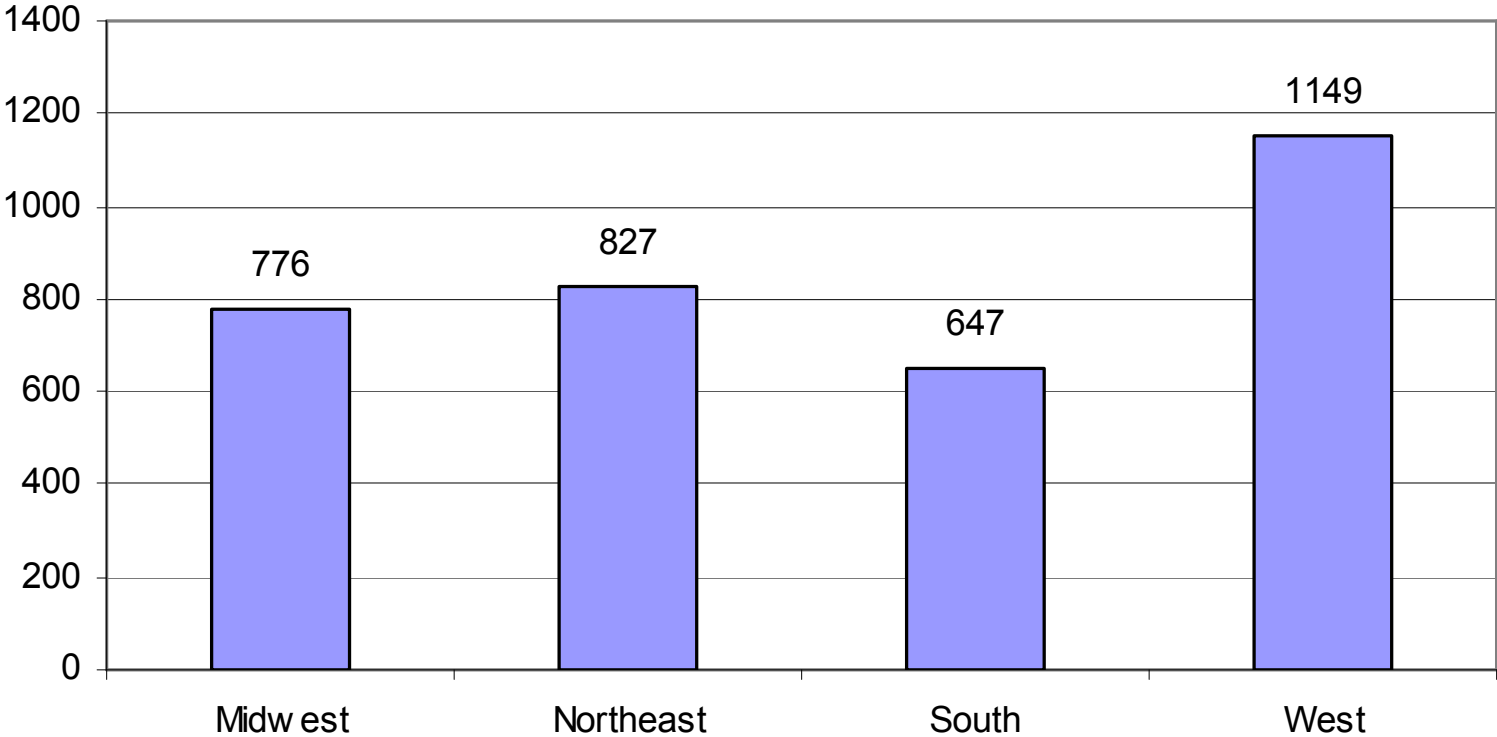
Sending of Students Abroad by U.S. Divisions



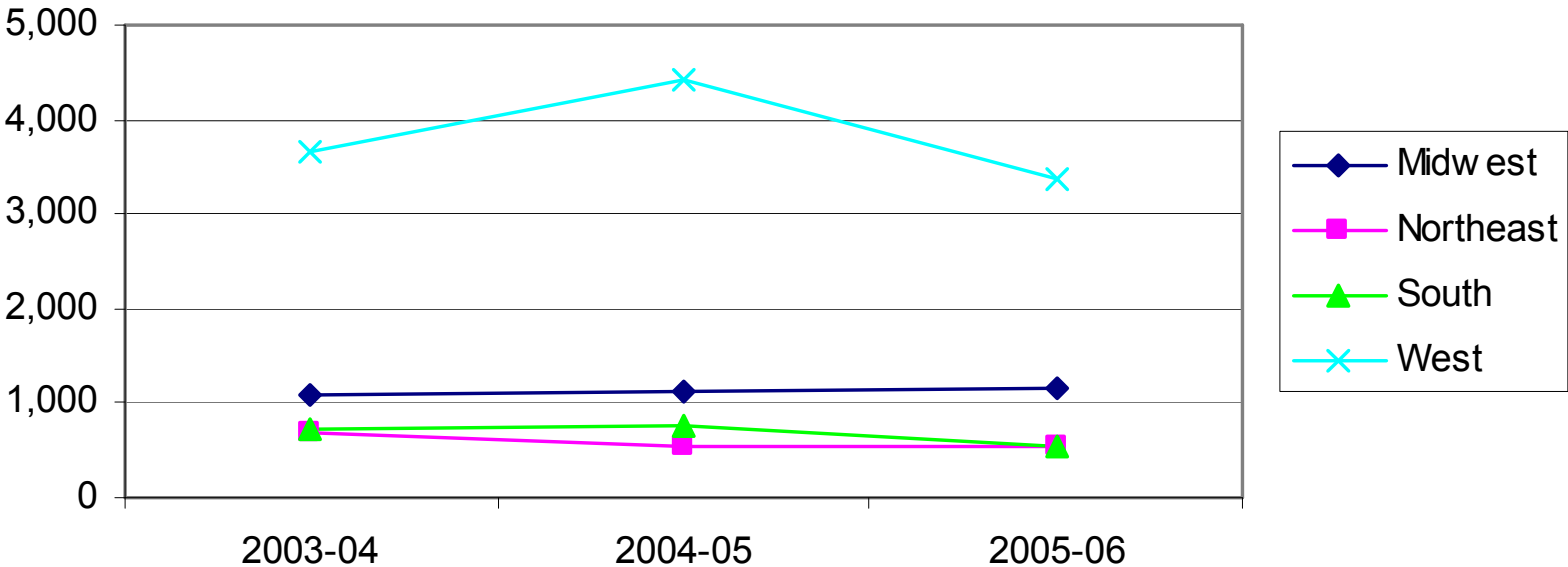
Hosting of Exchange Students by U.S. Regions



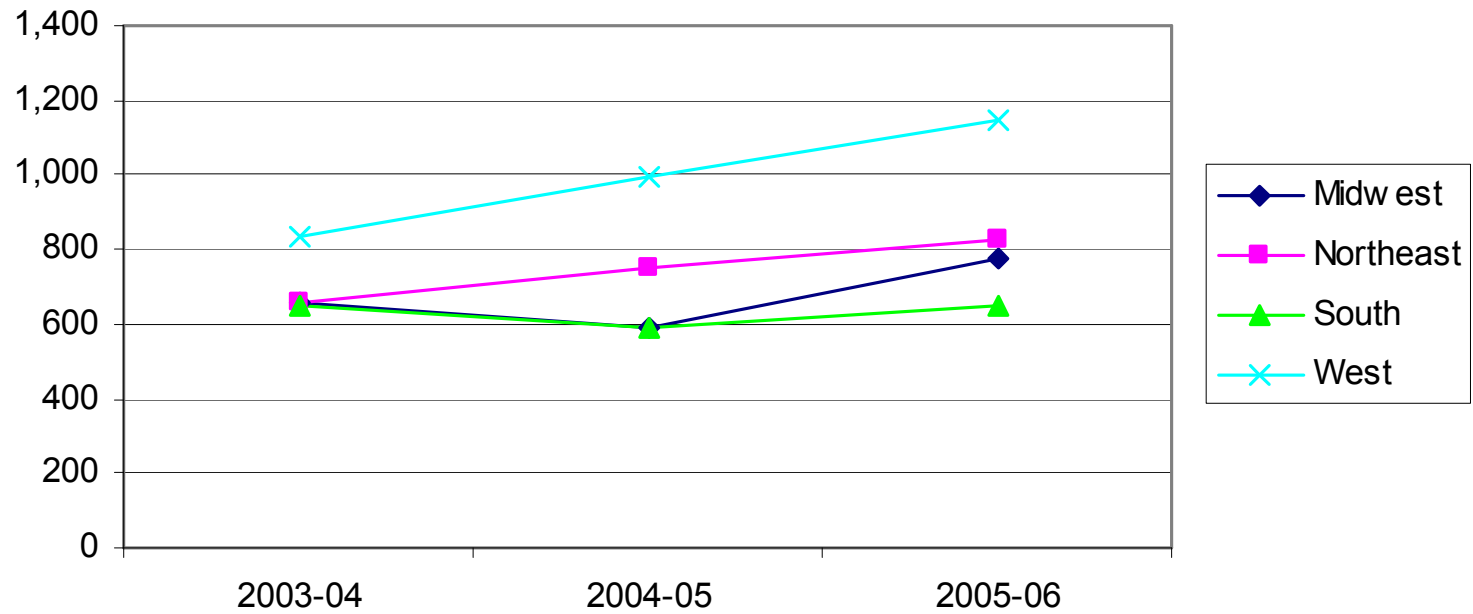
Sending of Students Abroad by U.S. Regions



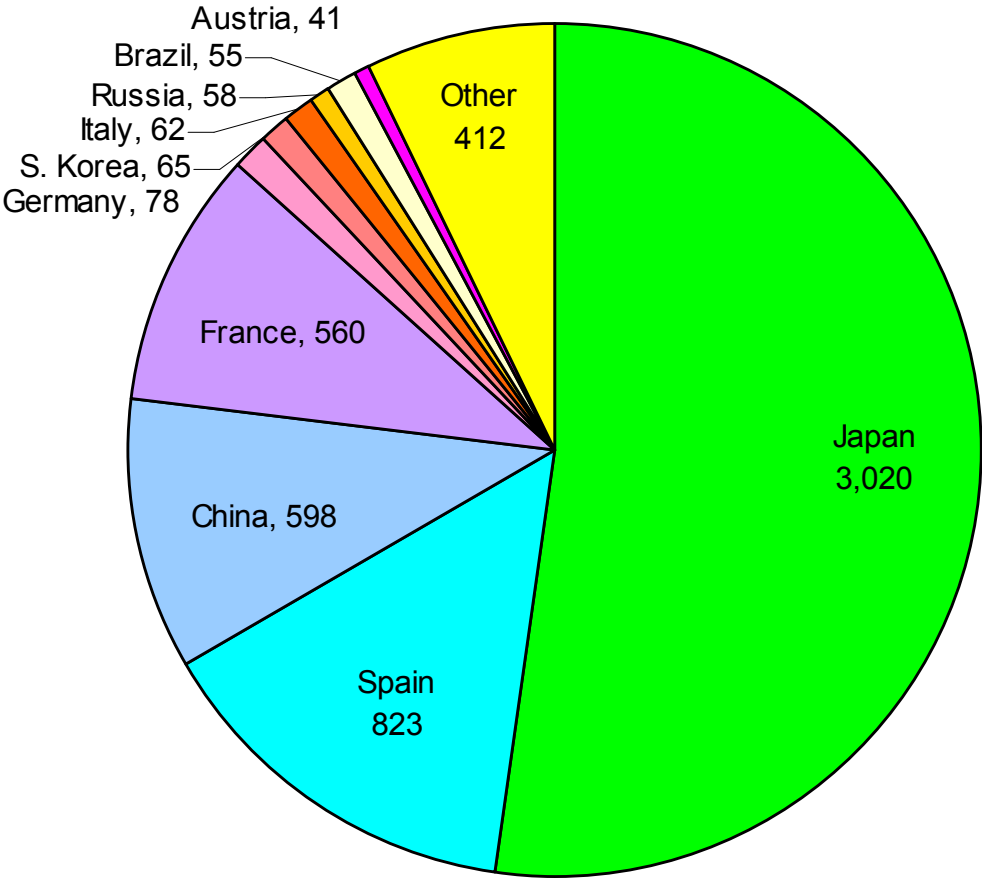
3-Year Comparison: Exchange Students Hosted by U.S. Regions



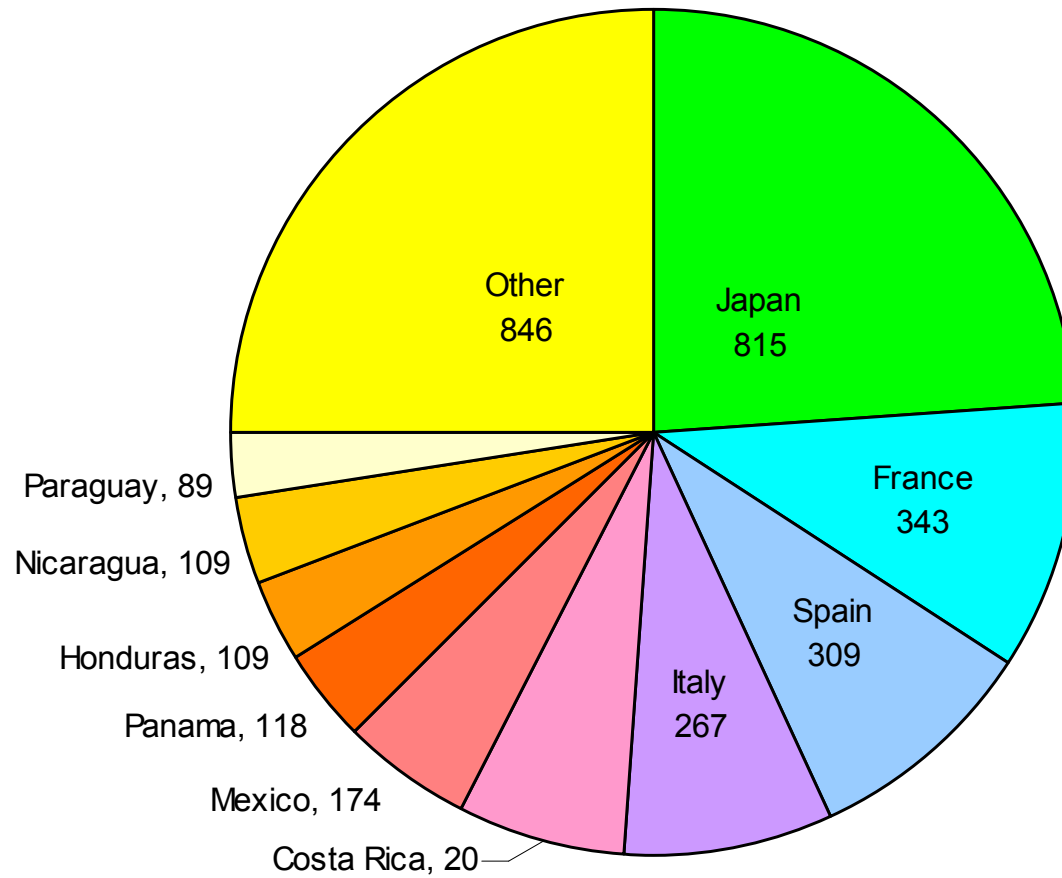
3-Year Comparison: U.S. Regions' Students on Exchange Abroad



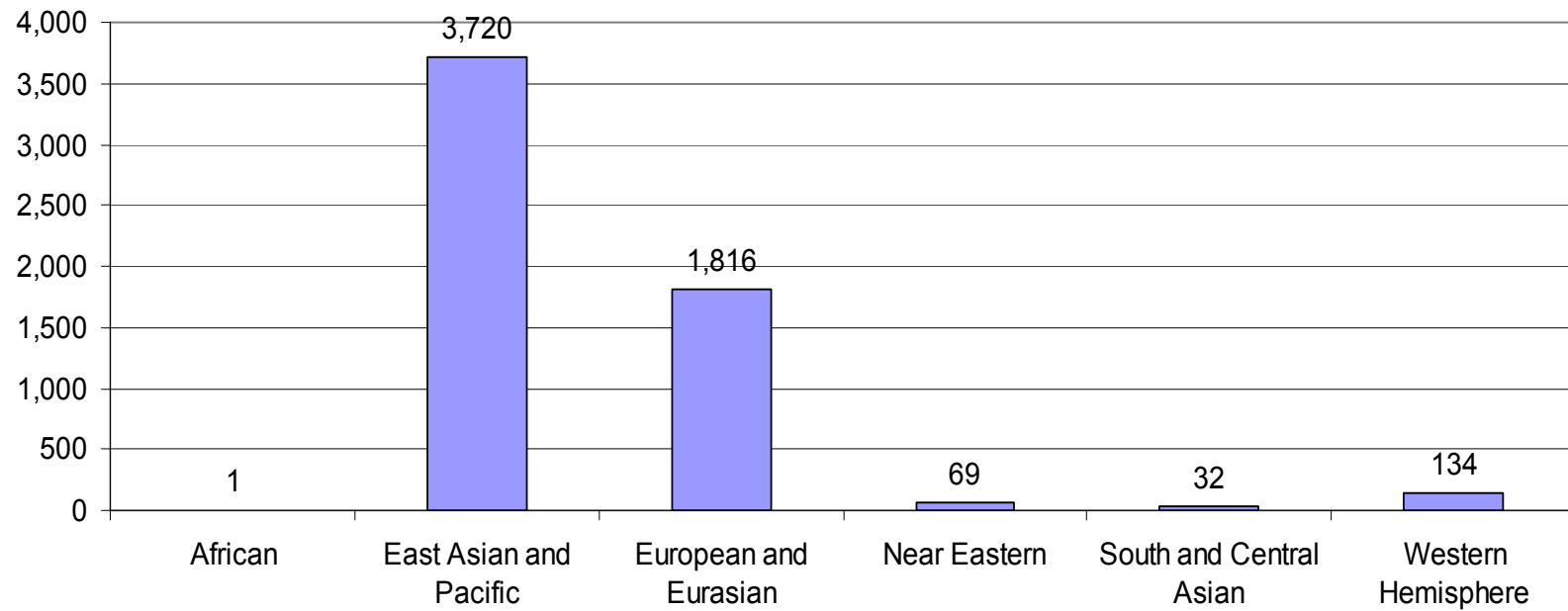
Top 10 Countries Sending Students to U.S.



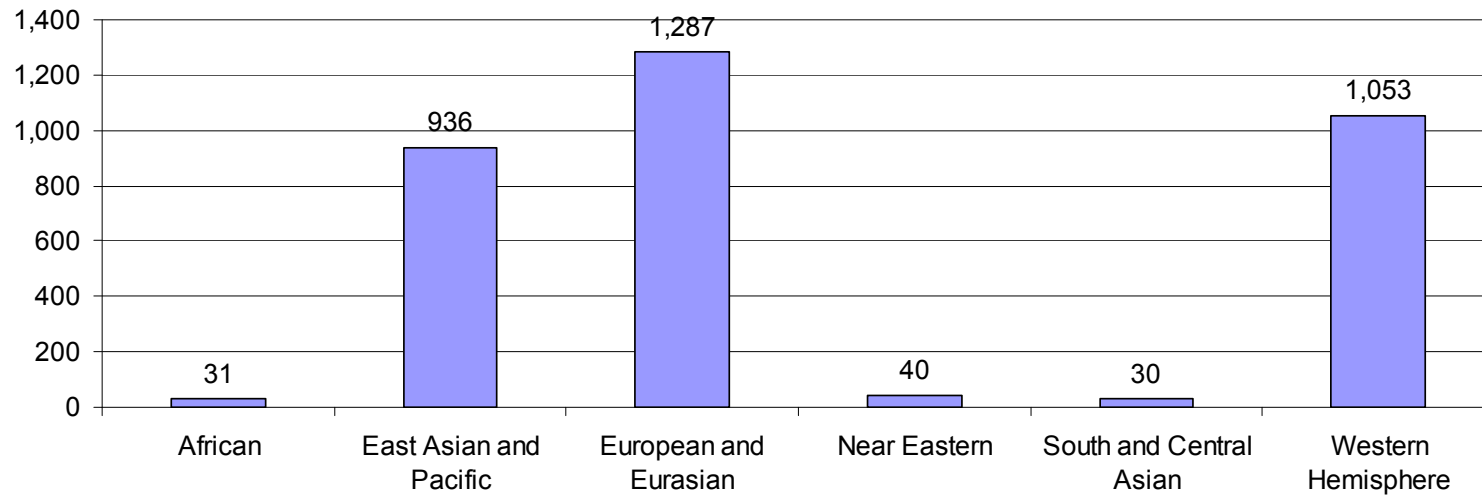
Top 10 Countries Hosting U.S. Students



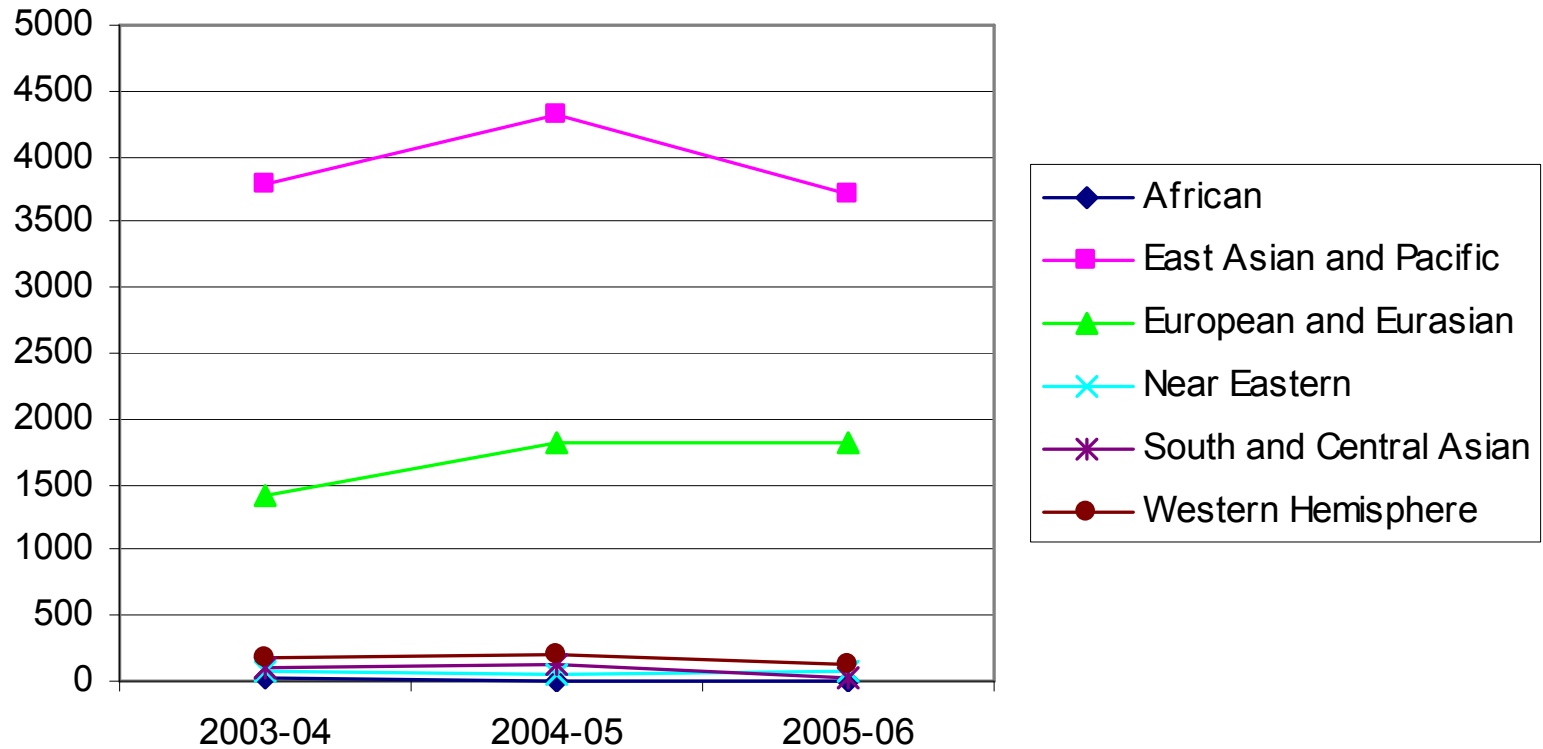
World Regions Sending Students to U.S.



U.S. Students on Exchange Abroad



3-Year Comparison: World Regions Sending Students to U.S.



3-Year Comparison: World Regions Hosting U.S. Students

